

# Course Syllabus

[Jump to Today](#)

 [Edit](#)

## Theatre Design Basics

Professor Kristina Tollefsen

TPA 2000C

Office: PAC T239

T R 1:30 – 3:20

Office Phone: 407-823-4399 (no voicemail)

Room: Design Room

Cell: 407-970-7042

<https://doodle.com/poll/mnpc6zs387dwck5k>

Email: [kristina.tollefsen@ucf.edu](mailto:kristina.tollefsen@ucf.edu)

### Course Catalog Description:

Restricted to BFA DT or SM majors. Basic design skills using elements and principles of design to tell a story.

### Course Objectives:

Prepare students to continue into rendering, scenography, and design classes which need experience and introduction to the following:

- How to cut and glue
- Variety of different media: watercolor, gouache, acrylics, colored pencils, markers, collage, photoshop
- How the elements and principles of design can impact the viewer, evoke emotion, and tell a story.
- Using items of inspiration by breaking them down into their component parts and reassembling them in a way that can support a theatrical design.
- A basic understanding of artistic styles (impressionistic, realistic, stylized, etc)
- An understanding of how all of this can be applied to a theatrical script
- How to meet deadlines and multitask
- How to engage in peer review

**Course Philosophy:** I believe students are as much responsible for their own education as their professors. It is imperative that you read the textbook or script before coming to class and spend time working in your sketchbooks. In class we can clarify and synthesize the information you have read and add real life examples and situations to help you understand. Please come to class with your reading completed, your homework done, an open mind, a willingness to speak, and an enthusiasm for participation.

**Required Text:** [Design Basics](#) by David A. Lauer and Stephen Pentak (recent edition). The price of this book has continued to rise. I have ordered the book to be available at the bookstore on campus so you should be able to find a copy there. If you choose to purchase through amazon.com please first go to <http://theatre.cah.ucf.edu/tickets.php> and a portion of your

purchase will be donated back to the department without any additional cost to you. It is fine to use an old edition of the book to save money. You just have to adjust the page numbers but the organization of the book hasn't changed much over the years so it is pretty easy to figure out.

**Supply Stores:** Local: Michaels, Joann's, Art Systems, Sam Flax, Wal-Mart. Joanns and Michaels both have 40% off coupons in the Sunday Paper and you can sign up for a mailing list (both email and text) with both that will send you lots of coupons, plus coupons on the apps including Hobby Lobby—You can save A LOT of money if you take advantage of these. Hobby Lobby has a coupon on their web site. Most will take a competitors coupon and have student discounts. Also check out DickBlick.com which has REALLY cheap prices on many of your supplies. Be sure to search for online coupons anytime ordering online.

**Supplies:** See separate handout for supplies

**Contacting Me:** Please feel free to contact me on my cell if necessary. I do not take calls Friday night or Saturday and I'm often on an adventure with my kids on Sundays, but you can send me a text and I'll reply when I can. My cell phone number is (407)970-7042. I am also very available through email. I check my email several times a day though not often on the weekends.

### **Classroom Policies:**

- Silence cell phones—no vibrate
- No food while painting or drawing. At other times quiet foods and drinks ok (ie. don't crunch and slurp)
- If you fall asleep you will be given one warning and then asked to leave and counted absent

**Projects and Assignments:** All projects and Assignments are listed in the assignments tab of the online classroom in webcourses.

**Project Presentations:** Be prepared to speak about all of your assignments in class. When a project is due hang it on the wall (without being asked) using a non-damaging technique (as demonstrated in class). Hang all of one kind of project together. If we have two things due hang one assignment on one side and the other on the other side. We will hold a class critique of almost all of our assignments. It is important that you learn to evaluate what you see, offer suggestions or comments. When sketches or inspirations are due choose only one to hang on the wall.

**Course Grading:** I will use the +/- grading system. Please keep all graded material from class on file until the end of the semester in case of grade discrepancies. I keep the grades on my computer and in case of a computer crash you will want to have your work on file (not to mention that you need it all for your final portfolio). If you think I have entered a grade incorrectly in my computer you will need to bring me your graded work before I can correct it. I will pass out grade reports on a regular basis. Please be sure to check your scores and bring problems to my attention as soon as possible.

**All assignments must be completed to receive a passing grade in this course.**

**All assignments must be completed to receive a passing grade in this course.**

**All assignments must be completed to receive a passing grade in this course.**

**All assignments must be completed to receive a passing grade in this course.**

100-94% = A

93-90% = A-

89-88% = B+

87-84% = B

83-80% = B-

79-78% = C+

77-74% = C

73-70% = C-

69-68% = D+

67-64% = D

63-60% = D-

59% and Below = F

**Attendance Policy:** I understand that you all have other classes and obligations pulling you in many directions. If you need to be gone from class for any reason please let me know ahead of time, but please do not ask me for permission. This class is important too. Please sign the daily attendance sheet. You are NOT penalized for poor attendance through point reduction or grade lowering. Missing class will put you at a distinct disadvantage. I am not able to re-teach course content individually so please get notes from your classmates and come to me with questions after you have reviewed those notes.

**Importance of First Reading Journal:** As of Fall 2014, all faculty members are required to document students' academic activity at the beginning of each course. Failure to do so will result in a delay in the disbursement of your financial aid.

**Late Assignments and Makeup Work:** All assignments are due at the beginning of class on the date listed in the course calendar. All assignments that require a presentation must be made to the class on the date indicated on the calendar. Late Assignments have a base value of 75% of the original point value if turned in within 7 calendar days of the due date. If they are turned in more than 7 calendar days after the due date they are worth 50% of the original point value. If your project is more than 7 calendar days late, you can request permission to do double work to achieve the full point value or accept the 50% reduction. These opportunities are available by request and at my discretion. In other words, your assignments are like bills - if you don't "pay" them on time you have to pay interest. So the "price" doubles and you have to do a double amount of work to get the same point value. You will fall behind VERY quickly if you fall into the trap of late work. Late work in our field is unacceptable and I expect you to adhere to the deadlines.

**Sketches:** The guidelines in the calendar represent the minimum requirements. I always encourage you to draw more. You are not allowed to labor over these assignments for hours. You will do yourself a favor by learning to draw quickly. You will need to turn in your sketches every time they are listed due in the syllabus.

## Policy Statements

### Academic Integrity

Students should familiarize themselves with [UCF's Rules of Conduct](http://osc.sdes.ucf.edu/process/roc) (<http://osc.sdes.ucf.edu/process/roc>). According to Section 1, "Academic Misconduct," students are prohibited from engaging in:

- *Unauthorized assistance:* Using or attempting to use unauthorized materials, information or study aids in any academic exercise unless specifically authorized by the instructor of record. The unauthorized possession of examination or course-related material also constitutes cheating.
- *Communication to another through written, visual, electronic, or oral means:* The presentation of material which has not been studied or learned, but rather was obtained through someone else's efforts and used as part of an examination, course assignment, or project.
- *Commercial Use of Academic Material:* Selling of course material to another person, student, and/or uploading course material to a third-party vendor without authorization or without the express written permission of the university and the instructor. Course materials include but are not limited to class notes, Instructor's PowerPoints, course syllabi, tests, quizzes, labs, instruction sheets, homework, study guides, handouts, etc.
- *Falsifying or misrepresenting* the student's own academic work. **This includes written and visual materials.**
- *Plagiarism:* Using or appropriating another's work without any indication of the source, thereby attempting to convey the impression that such work is the student's own. **This includes written and visual materials.**
- *Multiple Submissions:* Submitting the same academic work for credit more than once without the express written permission of the instructor.
- *Helping another violate* academic behavior standards.

For more information about Academic Integrity, students may consult [The Center for Academic Integrity](https://academicintegrity.org/) (<https://academicintegrity.org/>).

For more information about plagiarism and misuse of sources, see "[Defining and Avoiding Plagiarism: The WPA Statement on Best Practices](http://wpacouncil.org/node/9)" (<http://wpacouncil.org/node/9>).

### Responses to Academic Dishonesty, Plagiarism, or Cheating

Students should also familiarize themselves with the procedures for academic misconduct in UCF's student handbook, [The Golden Rule](http://goldenrule.sdes.ucf.edu/docs/goldenrule.pdf). (<http://goldenrule.sdes.ucf.edu/docs/goldenrule.pdf>) UCF faculty members have a responsibility for students' education and the value of a UCF degree, and so seek to prevent unethical behavior and when necessary respond to academic misconduct. Penalties can include a failing

grade in an assignment or in the course, suspension or expulsion from the university, and/or a "Z Designation" on a student's official transcript indicating academic dishonesty, where the final grade for this course will be preceded by the letter Z. For more information about the Z Designation, see <http://goldenrule.sdes.ucf.edu/zgrade> (<http://goldenrule.sdes.ucf.edu/zgrade>).

## Course Accessibility Statement

The University of Central Florida is committed to providing access and inclusion for all persons with disabilities. Students with disabilities who need disability-related access in this course should contact the professor as soon as possible. Students should also connect with [Student Accessibility Services](http://sas.sdes.ucf.edu) (<http://sas.sdes.ucf.edu>) (Ferrell Commons 185, [sas@ucf.edu](mailto:sas@ucf.edu) (<mailto:sas@ucf.edu>), phone (407) 823-2371). Through Student Accessibility Services, a Course Accessibility Letter may be created and sent to professors, which informs faculty of potential access and accommodations that might be reasonable. Determining reasonable access and accommodations requires consideration of the course design, course learning objectives and the individual academic and course barriers experienced by the student.

## Campus Safety Statement

Emergencies on campus are rare, but if one should arise in our class, everyone needs to work together. Students should be aware of the surroundings and familiar with some basic safety and security concepts.

- In case of an emergency, dial 911 for assistance.
- Every UCF classroom contains an emergency procedure guide posted on a wall near the door. Please make a note of the guide's physical location and consider reviewing the online version at [http://emergency.ucf.edu/emergency\\_guide.html](http://emergency.ucf.edu/emergency_guide.html) ([http://emergency.ucf.edu/emergency\\_guide.html](http://emergency.ucf.edu/emergency_guide.html)).
- Students should know the evacuation routes from each of their classrooms and have a plan for finding safety in case of an emergency.
- If there is a medical emergency during class, we may need to access a first aid kit or AED (Automated External Defibrillator). To learn where those items are located in this building, see <http://www.ehs.ucf.edu/workplacesafety.html> (<http://www.ehs.ucf.edu/Workplacesafety>) (click on link from menu on left).
- To stay informed about emergency situations, sign up to receive UCF text alerts by going to [my.ucf.edu](http://my.ucf.edu) (<http://my.ucf.edu>) and logging in. Click on "Student Self Service" located on the left side of the screen in the tool bar, scroll down to the blue "Personal Information" heading on your Student Center screen, click on "UCF Alert," fill out the information, including your e-mail address, cell phone number, and cell phone provider, click "Apply" to save the changes, and then click "OK."
- Students with special needs related to emergency situations should speak with their instructors outside of class.
- To learn about how to manage an active-shooter situation on campus or elsewhere, consider viewing this video. [You CAN Survive an Active Shooter](https://youtu.be/NIKYajEx4pk) (<https://youtu.be/NIKYajEx4pk>)



<https://youtu.be/NIKYajEx4pk>

## Deployed Active Duty Military Students

If you are a deployed active duty military student and feel that you may need a special accommodation due to that unique status, please contact your instructor to discuss your circumstances.

## Copyright

This course may contain copyright protected materials such as audio or video clips, images, text materials, etc. These items are being used with regard to the Fair Use doctrine in order to enhance the learning environment. Please do not copy, duplicate, download or distribute these items. The use of these materials is strictly reserved for this online classroom environment and your use only. All copyright materials are credited to the copyright holder.

## Third-Party Software and FERPA

During this course you might have the opportunity to use public online services and/or software applications sometimes called third-party software such as a blog or wiki. While some of these could be required assignments, you need not make any personally identifying information on a public site. Do not post or provide any private information about yourself or your classmates. Where appropriate you may use a pseudonym or nickname. Some written assignments posted publicly may require personal reflection/comments, but the assignments will not require you to disclose any personally identity-sensitive information. If you have any concerns about this, please contact your instructor.

**Religious Observance:** I will reasonably accommodate absences due to observed religious holidays, however, you will be held responsible for any material covered during the absence. By 9/2 please provide me with a list of the holiday's that will require you to miss class.

















**Adult Content:** There are plays and materials in this course which express adult or controversial themes and strong language. If this presents a problem for you, please see me immediately to address your concerns and assess your chances for success in the course. I am sensitive to this issue and will work with you on this topic.














**Changes to the Syllabus:** Changes to this syllabus and other associated documents will be necessary throughout the semester.

## Course Summary:













**Date**

**Details**

Date	Details	due by
Thu Aug 23, 2018	 <a href="https://webcourses2c.instructure.com/courses/1292620/assignments/5734893">Inspiration - Self (https://webcourses2c.instructure.com/courses/1292620/assignments/5734893)</a>	1:30pm
Tue Aug 28, 2018	 <a href="https://webcourses2c.instructure.com/courses/1292620/assignments/5734895">Intro Journal (https://webcourses2c.instructure.com/courses/1292620/assignments/5734895)</a>	9am
Thu Aug 30, 2018	 <a href="https://webcourses2c.instructure.com/courses/1292620/assignments/5734899">Line Journal (https://webcourses2c.instructure.com/courses/1292620/assignments/5734899)</a>	9am
Tue Sep 4, 2018	 <a href="https://webcourses2c.instructure.com/courses/1292620/assignments/5734923">Shape, Volume, Mass Journal (https://webcourses2c.instructure.com/courses/1292620/assignments/5734923)</a>	9am
	 <a href="https://webcourses2c.instructure.com/courses/1292620/assignments/5734897">Line Inspirations (https://webcourses2c.instructure.com/courses/1292620/assignments/5734897)</a>	1:30pm
Thu Sep 6, 2018	 <a href="https://webcourses2c.instructure.com/courses/1292620/assignments/5734941">Value Journal (https://webcourses2c.instructure.com/courses/1292620/assignments/5734941)</a>	9am
	 <a href="https://webcourses2c.instructure.com/courses/1292620/assignments/5734919">Shape Inspirations (https://webcourses2c.instructure.com/courses/1292620/assignments/5734919)</a>	1:30pm
Thu Sep 13, 2018	 <a href="https://webcourses2c.instructure.com/courses/1292620/assignments/5734939">Value Inspirations (https://webcourses2c.instructure.com/courses/1292620/assignments/5734939)</a>	1:30pm
Tue Sep 18, 2018	 <a href="https://webcourses2c.instructure.com/courses/1292620/assignments/5734921">Shapes in Art (https://webcourses2c.instructure.com/courses/1292620/assignments/5734921)</a>	1:30pm
Thu Sep 20, 2018	 <a href="https://webcourses2c.instructure.com/courses/1292620/assignments/5734875">Color Journal (https://webcourses2c.instructure.com/courses/1292620/assignments/5734875)</a>	9am
	 <a href="https://webcourses2c.instructure.com/courses/1292620/assignments/5734943">Value Scales (https://webcourses2c.instructure.com/courses/1292620/assignments/5734943)</a>	1:30pm
Tue Sep 25, 2018	 <a href="https://webcourses2c.instructure.com/courses/1292620/assignments/5734873">Color Inspirations (https://webcourses2c.instructure.com/courses/1292620/assignments/5734873)</a>	1:30pm
Thu Sep 27, 2018	 <a href="https://webcourses2c.instructure.com/courses/1292620/assignments/5734891">Found Objects Color Wheel (https://webcourses2c.instructure.com/courses/1292620/assignments/5734891)</a>	1:30pm
Tue Oct 2, 2018	 <a href="https://webcourses2c.instructure.com/courses/1292620/assignments/5734931">Texture Journal (https://webcourses2c.instructure.com/courses/1292620/assignments/5734931)</a>	9am
	 <a href="https://webcourses2c.instructure.com/courses/1292620/assignments/5734937">Value in Art (https://webcourses2c.instructure.com/courses/1292620/assignments/5734937)</a>	1:30pm
Thu Oct 4, 2018	 <a href="https://webcourses2c.instructure.com">Complementary Crosses (https://webcourses2c.instructure.com)</a>	1:30pm

Date	Details	
	<a href="https://webcourses2c.instructure.com/courses/1292620/assignments/5734879">/courses/1292620/assignments/5734879</a>	
	 <a href="https://webcourses2c.instructure.com/courses/1292620/assignments/5734929">Texture Inspirations (https://webcourses2c.instructure.com/courses/1292620/assignments/5734929)</a>	due by 1:30pm
Tue Oct 9, 2018	 <a href="https://webcourses2c.instructure.com/courses/1292620/assignments/5734887">Feeling Textures (https://webcourses2c.instructure.com/courses/1292620/assignments/5734887)</a>	due by 1:30pm
	 <a href="https://webcourses2c.instructure.com/courses/1292620/assignments/5734885">Emphasis, Focal Point Journal (https://webcourses2c.instructure.com/courses/1292620/assignments/5734885)</a>	due by 9am
Thu Oct 11, 2018	 <a href="https://webcourses2c.instructure.com/courses/1292620/assignments/5734909">Principles and Balance Journal (https://webcourses2c.instructure.com/courses/1292620/assignments/5734909)</a>	due by 9am
	 <a href="https://webcourses2c.instructure.com/courses/1292620/assignments/5734945">Warm and Cool Triads (https://webcourses2c.instructure.com/courses/1292620/assignments/5734945)</a>	due by 1:30pm
Tue Oct 16, 2018	 <a href="https://webcourses2c.instructure.com/courses/1292620/assignments/5734869">Balance / Focal Point Inspirations (https://webcourses2c.instructure.com/courses/1292620/assignments/5734869)</a>	due by 1:30pm
Thu Oct 18, 2018	 <a href="https://webcourses2c.instructure.com/courses/1292620/assignments/5734861">Additional Principles Inspirations (https://webcourses2c.instructure.com/courses/1292620/assignments/5734861)</a>	due by 1:30pm
Tue Oct 23, 2018	 <a href="https://webcourses2c.instructure.com/courses/1292620/assignments/5734877">Color Mixing and Matching (https://webcourses2c.instructure.com/courses/1292620/assignments/5734877)</a>	due by 1:30pm
	 <a href="https://webcourses2c.instructure.com/courses/1292620/assignments/5734917">Scale / Proportion AND Space/Depth Journal (https://webcourses2c.instructure.com/courses/1292620/assignments/5734917)</a>	due by 9am
Thu Oct 25, 2018	 <a href="https://webcourses2c.instructure.com/courses/1292620/assignments/5734901">Original &amp; Interpretation Inspirations (https://webcourses2c.instructure.com/courses/1292620/assignments/5734901)</a>	due by 1:30pm
	 <a href="https://webcourses2c.instructure.com/courses/1292620/assignments/5734905">Photoshop Balance Project (https://webcourses2c.instructure.com/courses/1292620/assignments/5734905)</a>	due by 1:30pm
	 <a href="https://webcourses2c.instructure.com/courses/1292620/assignments/5734883">Directing Focus in Costume Collage Project (https://webcourses2c.instructure.com/courses/1292620/assignments/5734883)</a>	due by 1:30pm
Tue Oct 30, 2018	 <a href="https://webcourses2c.instructure.com/courses/1292620/assignments/5734915">Scale/Proportion and Depth/Perspective Inspirations (https://webcourses2c.instructure.com/courses/1292620/assignments/5734915)</a>	due by 1:30pm



Date	Details	
Thu Nov 8, 2018	 <a href="https://webcourses2c.instructure.com/courses/1292620/assignments/5734935">Unity, Harmony Journal (https://webcourses2c.instructure.com/courses/1292620/assignments/5734935)</a>	due by 9am
	 <a href="https://webcourses2c.instructure.com/courses/1292620/assignments/5734863">Art as Inspiration Self Portrait (https://webcourses2c.instructure.com/courses/1292620/assignments/5734863)</a>	due by 1:30pm
Tue Nov 13, 2018	 <a href="https://webcourses2c.instructure.com/courses/1292620/assignments/5734911">Rhythm and Movement Journal (https://webcourses2c.instructure.com/courses/1292620/assignments/5734911)</a>	due by 9am
	 <a href="https://webcourses2c.instructure.com/courses/1292620/assignments/5734933">Unity/Harmony Inspirations (https://webcourses2c.instructure.com/courses/1292620/assignments/5734933)</a>	due by 1:30pm
	 <a href="https://webcourses2c.instructure.com/courses/1292620/assignments/5734927">Sound Project Song Selection (https://webcourses2c.instructure.com/courses/1292620/assignments/5734927)</a>	due by 11:59pm
Thu Nov 15, 2018	 <a href="https://webcourses2c.instructure.com/courses/1292620/assignments/5734913">Rhythm/Movement Inspirations (https://webcourses2c.instructure.com/courses/1292620/assignments/5734913)</a>	due by 1:30pm
	 <a href="https://webcourses2c.instructure.com/courses/1292620/assignments/5734925">Sound Project Element Study (Sound Check) (https://webcourses2c.instructure.com/courses/1292620/assignments/5734925)</a>	due by 11:59pm
Tue Nov 20, 2018	 <a href="https://webcourses2c.instructure.com/courses/1292620/assignments/5734865">Artistic Style Handout (https://webcourses2c.instructure.com/courses/1292620/assignments/5734865)</a>	due by 1:30pm
	 <a href="https://webcourses2c.instructure.com/courses/1292620/assignments/5734903">Perspective Drawing (https://webcourses2c.instructure.com/courses/1292620/assignments/5734903)</a>	due by 1:30pm
	 <a href="https://webcourses2c.instructure.com/courses/1292620/assignments/5734867">Artistic Style Inspirations (https://webcourses2c.instructure.com/courses/1292620/assignments/5734867)</a>	due by 11:59pm
Thu Nov 29, 2018	 <a href="https://webcourses2c.instructure.com/courses/1292620/assignments/5734889">Final Sound Project (https://webcourses2c.instructure.com/courses/1292620/assignments/5734889)</a>	due by 11:59pm
	 <a href="https://webcourses2c.instructure.com/courses/1292620/assignments/5734871">Black Box (https://webcourses2c.instructure.com/courses/1292620/assignments/5734871)</a>	
	 <a href="https://webcourses2c.instructure.com/courses/1292620/assignments/5734881">Daily Sketches (https://webcourses2c.instructure.com/courses/1292620/assignments/5734881)</a>	
	 <a href="https://webcourses2c.instructure.com/courses/1292620/assignments/5734907">Portfolio (https://webcourses2c.instructure.com/courses/1292620/assignments/5734907)</a>	
	 <a href="https://webcourses2c.instructure.com/courses/1292620/assignments/5734947">White Box (https://webcourses2c.instructure.com/courses/1292620/assignments/5734947)</a>	



Hello! Welcome to Design Basics!

We will go over everything in detail. You probably want to start with the Syllabus which can be found at the link in the left hand column. See you soon!

Kristina

Theatre Design Basics Schedule						
		TOPIC	Sketches Due	Inspiration Images Due	Supplies Needed In Class	Box Points
T	21-Aug	DISCUSS: Introduction to Class				
		ASSIGN: Inspirations and Sketches				
		DISCUSS: Expectations and Rubric				
R	23-Aug	Continue Class Discussion		DUE: 2 inspiration works that represent a part of you	sketchbook	
		DISCUSS: Rubric			pencils, erasers	
		DISCUSS: Sketching			french curves, rulers, etc.	
		DISCUSS: Using Curves and Rulers				
T	28-Aug	DISCUSS: What is Design?	2 sketches--no shading			15
		READ: Preface "Pentimenti" first 3 paragraphs, Chapter 1 pgs 4-25	1 not looking/1 looking. Do not looking first. Do them on different pages			
		and <a href="http://www.webdesignerdepot.com/2009/09/the-difference-between-art-and-design/">http://www.webdesignerdepot.com/2009/09/the-difference-between-art-and-design/</a> -- Journal Due				

		ASSIGN: Boxes				
R	30-Aug	DISCUSS: Line	1 sketch		tracing paper, pencils, sketchbook	15
		READ: Chapter 7 -- Journal Due	a book/books no shading			
		LAB:Trace expressive lines in provided images				
T	4-Sep	DISCUSS: Shape, Volume, and Mass	1 sketch	DUE: 2 inspirations with obvious	tracing paper, pencil,	15
		READ: Chapter 8 -- Journal Due	trace or copy book sketch	use of line to communicate	scissors, sketchbook, glue stick	
		LAB: Finding Shape in works of art	and use crosshatching			
		LAB: Grid Drawing	for shading			
		ASSIGN: Shape in Art				
R	6-Sep	DISCUSS:Value	1 sketch	DUE: 2 inspirations with obvious	color wheel	15
		READ:Chapter 12 -- Journal Due	complete grid drawing from class	use of shape to communicate	drawing supplies	
		LAB:Value Scales			(pencils, rulers, sketchbook, etc)	
		ASSIGN: Value Scales				
T	11-Sep	No Class - Rosh Hashanah				
R	13-Sep	DISCUSS: Introduction to Paints -painting tips handout	1 sketch	DUE: 2 inspirations with obvious use of	bristol board (1 or 2	15

				value to communicate	pieces)	
		LAB: Value Scales	grid draw the outline of the piece you are using for your shape in Art project. Final must be larger than original image		watercolor paper (1 or 2 pieces), all painting supplies	
T	18-Sep	DISCUSS: Continue Introduction to Paints	1 sketch		continue painting supplies	
		LAB: Value Scales	a key			
		DUE: Shape in Art				
		ASSIGN: Value in Art				
R	20-Sep	DISCUSS: Color	1 sketch		bristol board, acrylic paints and	15
		READ: Chapter 13 -- Journal Due	in your bag/purse		painting supplies	
		ASSIGN: Found Object Color Wheel				
		DUE: Value Scales				
T	25-Sep	LAB: complementary crosses	1 sketch	DUE: 2 inspirations with obvious	see above-- still painting	10
		ASSIGN: Complementary Crosses	a tool	use of color to communicate		
R	27-Sep	LAB: Complementary Crosses/Triads	1 sketch		see above-- still painting	10
		ASSIGN: Triads	on the desk			
		DUE: Found object Color Wheel				

T	2-Oct	DISCUSS:Texture	1 sketch		no painting today! : )	10
		READ: Chapter 9 -- Journal Due	in your pocket			
		ASSIGN: Feeling Textures				
		DUE: Value in Art Project				
R	4-Oct	DISCUSS: Color Mixing and Matching	1 sketch	DUE: 2 inspirations with obvious	see above-- painting again	7
		LAB:Color Mixing and Matching	on the table	use of texture to communicate		
		ASSIGN: Color Mixing and Matching				
		DUE: Complementary Crosses				
T	9-Oct	LAB: Color Mixing--Work on Projects in class	1 sketch		see above-- still painting	7
		DUE: Feeling Textures	in the fridge			
R	11-Oct	DISCUSS:Principles of Design	1 sketch		sketchbook, glue stick, scissors	7
		(including balance, emphasis and focal point)				
		READ: Chapter 5 and 274-275 -- Journal Due	extreme close up of item			
		READ:Chapter 2 -- Journal Due				
		LAB: Principles of Design in Paper				
		DUE:Warm and Cool Triads				
		ASSIGN:Directing Focus in Costume Collage Project				
T	16-Oct	DISCUSS: Photoshop	1 sketch	DUE: 2 inspirations	laptop if you have photoshop	7

		LAB: Creating Balanced Mantles in Photoshop	stage management	one balance, one focal point		
		ASSIGN: Balanced Mantles				
		Meetin in Computer Lab				
R	18-Oct	LAB: Creating Balanced Mantles in Photoshop Continued	1 sketch	DUE:2 inspirations-- choose two more of the principles we discussed last time and find an obvious example of each of them	laptop if you have photoshop	5
		Meetin in Computer Lab	costuming			
T	23-Oct	DISCUSS: Art as Inspiration	1 sketch			5
		ASSIGN: Art as Inspiration Self Portrait Collage	lighting			
		ASSIGN:Name that Artistic Style				
		DUE: Color Mixing and Matching				
R	25-Oct	DISCUSS:Scale / Proportion AND Space/Depth	1 sketch	DUE: 2 inspirations-- the inspiration and the interpretation		5
		READ:Chapter 4, Chapter 10 and 194-227-- Journal Due	an art supply			
		LAB: Perspective Drawing				
		DUE:Balanced Mantle				
T	30-Oct	LAB: Perspective Drawing and Orthographic	1 sketch	DUE: 1 inspiration that emphasizes or manipulates		4
		DUE:Directing Focus in Costume Collage Project	something spooky	Scale or Proportion		
				DUE: 1 inspiration with obvious use of		

				space/depth /perspective		
R	1-Nov	MEET AT SECRET LOCATION (to be announced)	1 sketch		sketchbook, bristol board,	4
	Leave by 3pm	boxes can't be turned in during class today	something to play with		ruler, pencil, eraser, scissors	
		ASSIGN: Perspective Drawing				
T	6-Nov	MEET in same place	1 sketch		same supplies	3
		boxes can't be turned in during class today	something soft			
R	8-Nov	Unity/Harmony	1 sketch			3
		READ:Chapter 3 -- Journal Due	Something old			
		DUE: Art as Inspiration Self Portrait Collage				
T	13-Nov	DISCUSS:How do the elements apply to Sound? / Rhythm & Movement	1 sketch	DUE:2 inspirations with strong use of unity and/or harmony	sketchbook and pencil	2
		READ:Ch 6 pgs 112-123 -- Journal Due	in a bowl			
		LAB:Listen to songs and discuss				
		ASSIGN/DUE:Sound Project Song Selection--select song in class				
		ASSIGN: Sound Project Element Study				
R	15-Nov	ASSIGN: Final Portfolio	1 sketch	DUE: 2 inspirations with obvious		2
		PROGRESS CHECK: Perspective Drawing	do a new version of your	use of rhythm/movement		



			book, key, or tool sketch	to		
		DUE: Sound Project Element Study (Mock up Quality)	ALL SKETCHES DUE IN ORDER WITH ANY MAKE UP SKETCHES	communicate		
		ASSIGN: Final Sound Project		ANY LATE OR REDONE INSPIRATIONS DUE		1
T	20-Nov	DUE: Name That Artistic Style		DUE: 2 inspirations from your artistic style		1
		DUE: Perspective Drawing--turn in photocopy of it with original				
R	22-Nov	NO CLASS, EAT FOOD				
T	27-Nov	TBD				
		DUE: ANY REDONE PROJECTS OR LATE WORK DUE				
						0
R	29-Nov	DUE: Final Sound Project				
		After today boxes are -5				
T	4-Dec	1:00 - 3:50 - OFFICIAL FINAL MEETING TIME				-5
		DUE: Final Portfolio				

## Your Inspirations will satisfy the Financial Aid Reporting Requirement

Advice from ghosts of Design Basics past...

Time manage yourself and give yourself enough time to talk things over with Kristina during your process instead of doing it the night before.

Read the description of projects, especially the objectives. If those are followed you'll get a decent grade on all projects.

Normally I am not a fan of reading for classes, but after doing the costume collage project THEN reading, I now have a newfound respect for why we have to read and do these journals BEFORE doing the project.

Buy all of the materials now because you are going to end up spending all of the money and more anyway.

Don't ever start a project the night before

This class takes up a lot of time.

Start the boxes NOW.

Presentation is REALLY important—don't blow it off.

Learn time management skills.

Don't EVER wait until the last minute to do assignments.

Turning in a less than perfect project and re-doing it later is much better than doing double work on top of current assignments.

Don't put off the cube assignment: it is inevitable that you will complete them.

The class isn't scary, just involved.



Design Basics Rubric Fall 2018

PROJECT:

NAME:

	Unsatisfactory, Poor, Unacceptable	Below Average, Needs Improvement, Barely Acceptable	Average, Good, Not Yet Acceptable	Above Average, Very Good, Acceptable	Excellent, Outstanding, Exemplary	
<b>Deadlines</b>	Turned in more than one week late (50%)	■	Turned in within one week of deadline (75%)	■	Met deadline or did double with permission	N/A
<b>Name</b>	No Name	■	First or Last Name	■	Complete first and last name	N/A
<b>Followed Directions</b>	None of the directions followed	Few of the directions followed.	Some of the directions followed.	Most of the directions followed.	Followed all directions given on assignment sheet & explained in class including (but not limited to): ■ Use of required materials and ■ Use of Inspiration/Research as applicable	N/A
<b>Completeness</b>	Project is ungradeably incomplete	Project is missing a major element	■	Project is missing a minor element	Project is complete	
<b>Demonstrated Understanding of Content or Objectives</b>	Lacks Demonstrated Understanding of Content or Objectives	Demonstration of Content or Objectives Needs Significant Improvement	Satisfactory Demonstration of Content or Objectives	Demonstrated Proficiency of Content or Objectives	Demonstrated Mastery of Content or Objectives	N/A
<b>Presentation (Neatness and Planning)</b>	Student has major and multiple instances of poor Presentation. This may include poor choices in added finishing touches	Student has overlooked major points of Presentation and work contains major or multiple instances of poor presentation which detract from overall composition. This may include poor choices in added finishing touches	Presentation is lacking some attention to detail and may contain crooked cuts, stray marks or stains, wrinkles, and/or poor labeling, etc. This may include poor choices in added finishing touches	Presentation is neat but contains minimal minor infractions that do not draw focus from the overall product. Lacks Finishing Touches.	Presentation is professional and appropriate including but not limited to: ■ No damage, nicks, scratches, cuts, or smudges. ■ No bent edges or wrinkling ■ No glue blobs ■ No pinholes or indentations ■ No crooked cuts ■ Visually organized ■ Labeling, if any, is clean, professional and appropriate ■ Finishing touches add to the overall presentation ■ Artistically Balanced	N/A